

the plug. Most successful anglers use from 20 to 40 feet of line between planer and plug, rigging short for short drifts or shallow water and long for long drifts or deep water.

Once the desired amount of line has been released, secure the line to the front fin tab of the planer with four wraps and snap the locking arm into position. Keeping tension on the line at all times, set the Side Planer in the water and you're ready to go "Hot Shotting" from shore.

**NOTE:** Tension on the tripper arm can be adjusted to make it trip with harder or softer pulls by either pinching down, or spreading the bars on the arm with pliers. Most anglers prefer a tighter tension, especially when fishing strong currents, so that water pressure against the planer won't cause an inadvertent trip. Just remember that with tight tension, you'll have to set the hook harder to cause the arm to trip and the planer to slide down to your pre-set swivel.

Now, when you let out a little line at a time, the

river current will catch the fin of the planer and slowly pull it and the trailing plug away from you and out into the river. (The Hot Shot Side Planer comes complete with two rudders: a standard large rudder and a smaller one for use in fast water).

### "HOT SHOTTING" TECHNIQUE

Once you've maneuvered the Side Planer and your plug into the head (upstream) end of the water you wish to fish, you can then begin the classic Hot Shotting technique of slowly working the lure down through the drift. Just like working a boat slowly down a river, let the Side Planer slip slowly downstream through the drift. Take two steps downstream and then *stop* for a few seconds . . . two more steps and *stop*, etc., until you have thoroughly worked the drift.

Letting less or more line out, you then can work through the drift again if you wish to cover water you might have missed or you can make the Side Planer work a zig-zag pattern the first time through. In any case, the Side Planer will allow you to cover every inch of water in each drift.

A big trick to running a Side Planer is to keep your line up and out of the water so you have a direct line from rod tip to planer arm. You can effectively fish 100 feet or more across from your position on the bank, but your line must stay clear of the water.

If you plan to include side planing among your other river fishing techniques, it also is a good idea to have a pre-rigged leader, complete with a barrel swivel and a round-eye snap, ready for quick changes. The planer can be assembled in seconds . . . add the leader and lure and you're fishin'!

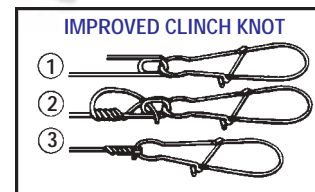
### HOT SHOT SIZES AND COLORS FOR STEELHEAD, SALMON & LARGE TROUT

All sizes of Hot Shots can be used with a Side Planer but the 25, 30, 35 and 40 sizes are the most popular. Hot Shot colors that have proved effective and that we recommend are listed below. You're encouraged to experiment with different colors and sizes to find the ones that will work best for you.

In our plated/metallic series, try the #0869 Metallic Orange, #0933 Metallic Pink, #0922 Gold/Green Pirate®, #0923 Silver/Blue Pirate®, #0943 Red Magic



HOT SHOT®



A special round eye **Luxon®** snap (no swivel) comes with each Hot Shot to produce maximum fish-catching action. The snap is especially manufactured to ensure that only a perfectly-rounded end comes in contact with the lure's eyelet. The recommended knot for tying your main line to the snap is shown above.

(Metallic Red), #0935 Metallic Dark Green or #0949 Silver/Blue Top. In our painted series we recommend the #0863 Orange Crawfish, #0747 Silver/Flo Green "Tiger"/Chart Flo Green "Hot Tail™", #0850 Silver/Chartreuse "Tiger" & "Tail", #0851 Silver/Fire Red "Tiger" & "Tail" and #0856 Gold/Fire Red "Tiger" & "Tail".

Also, the S.E. (Special Edition) Hot Shots in the 1/4-oz. and 1/2-oz. sizes are hot, as are the new "Hot Tail" versions which draw fish strikes to the rear, hook end of the plug. For slow water or deep, slow holes, try the K12 **Kwikfish®** in a #0913 Fluorescent Red or #0921 Gold finish.

As a final note, we encourage you to be courteous to other anglers when fishing with plugs. Run your Side Planer where it will not interfere with any one else.

This is one in a series of more than 25 detailed technique reports produced by Luhr Jensen. For a complete set, a patch for your jacket or cap, a price list and a full-color catalog showing all of our quality fishing tackle and accessories, send \$5 (\$3 credited to your first order of \$20 or more) along with your name and address to: Luhr Jensen, P.O. Box 297, Hood River, OR 97031, Attn: Customer Service.

Visit us on the web at [www.luhrjensen.com](http://www.luhrjensen.com) #8822-022 Revised 051002 Litho in U.S.A.



## TECH REPORT #2

How To Effectively Use The Revolutionary

# HOT SHOT® SIDE PLANER IN RIVERS


(Revised)



A wish has finally come true for river bank-bound anglers. Now it's possible to fish **Hot Shot®** plugs just as effectively from shore as it is from a drift boat or a jet sled . . . without the boat!

This Luhr Jensen Tech Report explains how to use the **Hot Shot® Side Planer**, and get your lure out in the river where the big ones are!

© Luhr Jensen & Sons, Inc.



A file cuts one way so push forward . . . never back and forth.

Fine-toothed files have proved to be the absolute best hook sharpening tools and Luhr Jensen's **Sharp Hook File™** is the ultimate for maintaining super-sharp hooks. Hold the file parallel to the hook point and with gentle, one-way strokes, remove a small amount of metal on at least two sides of the point, producing a sticky-sharp point with a knife-like cutting edge. Keep the file clean and dry and occasionally spray it with a non-corrosive lubricant such as WD-40™. Files are available in 5 1/2' x 3/4" or 4 1/4" x 5/8".

For years, boat fishermen pulling **Hot Shots®** have been outfishing and thus frustrating bank anglers. The reasons — they could cover more of the right kind of water, and they could hold their lures in that fishy water for as long as they wanted. As a result, three things have been on every bank angler's wish list: the ability to use a plug like the boater; the ability to reach fish-holding water that boats could, but which were out of normal casting range; and the ability to keep a lure in that fish-holding water, if and when it got there. The **Hot Shot® Side Planer™** is the answer to all three wishes.

The proven effectiveness of another product, the Hot Shot diving plug, prompted our tackle developers to research, design, test and manufacture a product that would allow any bank fisherman the ability to fish plugs with the same productivity as that enjoyed by boat anglers. The result — the Side Planer, a buoyant, surface-planing, five-inch long device that

will pull a plug (or other lure) 100 feet or more out into the river. . . and keep it there!

The obvious advantage to the shore-bound angler is the ability to fish a Hot Shot in the same manner and in the same water as that used productively by boaters. It also has some interesting advantages for boat fishermen, such as being able to use multiple rods and work a wider swath without tangling lines. It also works for forward trolling in lakes and reservoirs.

The boater will quickly discover the Side Planer's many advantages, but it was developed for the bank fisherman and this Tech Report is about that fishing style.

If you've never seen a Side Planer in operation, or talked to an angler who's used one, you may think it's just another gadget designed to catch fishermen and not fish. The difference, however, between the Side Planer and other "gadgets" you may have seen or tried over the years is . . . **THIS ONE WORKS!**

For several years now, river fishermen throughout the United States have been increasing their catches by using a Side Planer and Hot Shot combination and they've been doing it from the bank. The ability to fish with plugs gives the bank angler access to the most productive river fishing technique used by professional guides and boat anglers . . . "Hot Shotting."

You no longer must rely strictly on drift tackle. The Side Planer gives you the ability to add boat-type plug fishing to your arsenal of techniques and you'll find this method paying off when others fail. In fact, many anglers have switched to side planing as their No. 1 river fishing technique, but whether you use it exclusively, or along with other methods, you will want a Side Planer handy at all times.

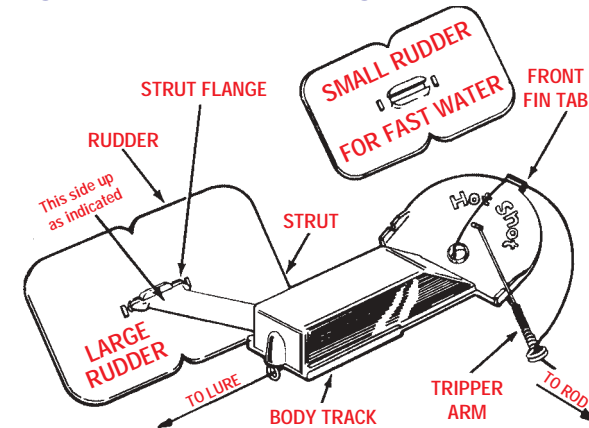
The Side Planer allows you to position your plug in fish-holding water and work effectively through it, covering every inch. It also gives you the ability to fish with plugs on rivers where boats are not allowed or in areas where boat fishing is difficult. Side planing is a great way to prospect a stretch of new, unknown water quickly and efficiently.

### ADDITIONAL ADVANTAGES

Some additional advantages of the Side Planer are: It disassembles into a small package for easy storage; it attaches to regular line and tackle; it is free-sliding and runs down the line after a strike, allowing you to have as much line between the plug and it as you wish; it has an adjustable leader lock arm; it can be set up for either left hand or right hand running; it comes with a small fin for fast water and a large for medium to slower currents; it acts as a bobber on the strike; it has minimum friction in the water after the fish is on (no more than a 1 1/2-in. cork float) and it can be used successfully by ANY angler.

Before rigging up the Side Planer, it is critical that you tune your Hot Shot so it will have the correct, fish-catching action. Place the plug you've selected in the water and pull it through, observing its diving action. If the Hot Shot dives straight and true, it's ready to fish. If it dives off the the left, then, with the bill facing you, turn the screw eye slightly clockwise. If it dives off to the right, turn the screw eye slightly counterclockwise. Adjust the screw eye until the plug dives absolutely straight down. A properly tuned Hot Shot will outfishing any other lure of its type.

### IDENTIFICATION OF SIDE PLANER PARTS



### RUDDER AND STRUT ASSEMBLY ATTACHES TO EITHER SIDE OF BODY FOR RIGHT HAND OR LEFT HAND RUNNING.

*The Hot Shot Side Planer comes complete with two rudders, a standard large rudder and a smaller one for use in fast water.*

