



## JET DIVERS AND KWIKFISH

A Luhr-Jensen Jet Diver can also be a key component of fishing Kwikfish by carrying the plugs into much deeper target water than they are able to reach on their own. With the Jet Diver rigged in a free-sliding fashion, a K14, K15 and K16 Kwikfish can be fished to depths exceeding 40-feet...far surpassing what these models of Kwikfish are capable of on their own. The advantage of using a Jet Diver over lead weights is that with both the Kwikfish and the Jet Diver being neutrally buoyant with snags few and far between.



K16 Kwikfish®

## JET DIVERS AND TROLLING

While the primary application of the Jet Diver is in river backtrolling it also provides key advantages when trolling open water. Because each model will become limited by its maximum diving depth, Jet Divers allow you to achieve excellent separation between your boat and trolled gear while maintaining a consistent depth. Where even small lead weights will achieve great depth on a long line, a Jet Diver is much more consistent. When fishing pressured fish that move away from the boat as it nears, only to settle back into position once its passed, a Jet Diver offers a controlled-depth presentation that can be set at extreme distance.

A Jet Diver also offers a distinctly different trolling presentation than any type of sinker or diver. It's well understood that pauses and/or bursts of speed are often the critical factors in triggering fish to strike on the troll. When fishing lead weights, a pause invariably causes your lure to sink, and a burst of speed causes it to rise. A Jet Diver acts in the exact opposite of lead. A pause in the troll will cause a Jet Diver to hover momentarily and eventually rise. A burst of speed will drive the Jet Diver and trailing lure deeper. This alternate style of presentation can yield exceptional results.


Jet Divers, like flashers, also add an attraction value to your trolling spread. The metallic colors distribute a far-reaching flash beneath the water, inviting fish to investigate. At speeds in excess of 2 mph, the Jet Diver will sway side-to-side as it's trolled, imparting additional action to lures and baits.

## EQUIPMENT CONSIDERATIONS

Because you want to allow fish to achieve a solid hold of baits and lures before striking, medium action rods are recommended over faster very responsive actions.

For steelhead fishing, 15- to 20-pound test quality monofilament makes for a strong mainline while slightly lighter leaders provide all the stealth necessary. For salmon, consider 20-pound mainline a minimum, with 25- and 30-pound line and similarly sized leaders most common.

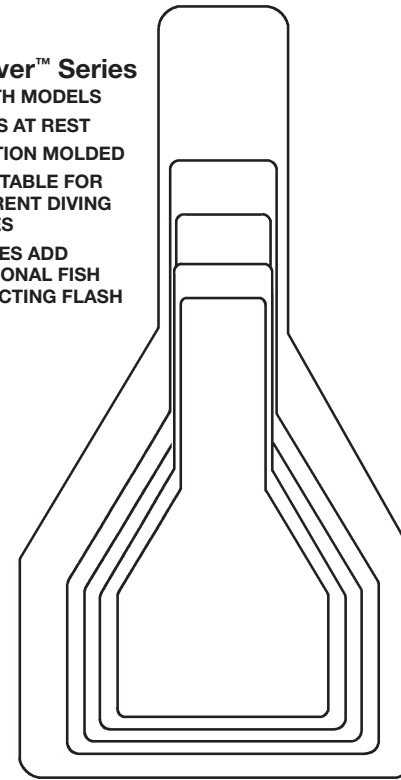
When the goal is to achieve maximum diving depth from the Jet Diver braided superlines are the way to go. Because they offer incredibly small diameters for their strength, braids like Rapala® Titanium® Braid generate very little water resistance reducing one of the largest limiting factors in Jet Diver diving depth. For example, 30-pound Titanium Braid has a diameter equal to just 8-pound monofilament, while 50-pound has the diameter of only 12-pound monofilament.



For more specifics on Jet Diver running depths and alternate rigging, see Tech Sheet #531, Jet Diver Tech Sheet.


## Jet Diver™ Series

- 5 DEPTH MODELS
- FLOATS AT REST
- INJECTION MOLDED
- ADJUSTABLE FOR DIFFERENT DIVING ANGLES
- FINISHES ADD ADDITIONAL FISH ATTRACTING FLASH



This is one of a series of more than 25 detailed reports produced by Luhr-Jensen. For the complete series of Tech Reports, Tech Sheets and Tech Bulletins, visit the Luhr-Jensen website at [www.luhrjensen.com](http://www.luhrjensen.com).


Visit us on the web at [www.luhrjensen.com](http://www.luhrjensen.com) #8822-005



# TECH REPORT #4

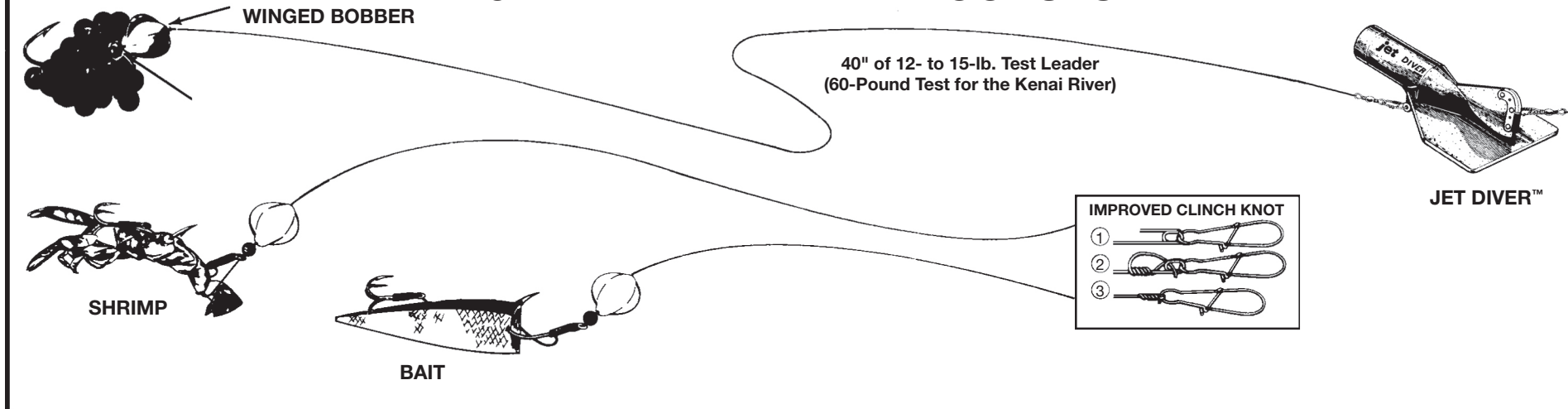
A Complete Guide on How To Effectively Use

# DIVER/BAIT BACKTROLLING TECHNIQUES IN RIVERS



One popular fishing technique for catching salmon and steelhead in rivers is to drift fish natural bait and drift bobber combinations along the bottom. Another method, even more deadly, is backtrolling or "Hot Shotting" with diving plugs. Imagine the results if you could combine these two techniques and backtroll bait!

## JET DIVER™ AND BAIT HOOKUPS



The thought of applying a standard salmon fishing diver (Pink Lady,™ Deep Six,™ Dipsy Diver®) to river angling situations has occurred to more than one angler. The diver would be used to get the bait or lure down to the fish-holding level without the use of lead. But there is one big drawback in applying this technique. Divers used for salmon fishing aren't naturally buoyant and will sink, eventually catching bottom, perhaps resulting in the loss of both the diver and the trailing lure.

One diver, however, **IS BUOYANT** at rest and will only dive when pulled through the water or when held steady against a moving current, the Luhr-Jensen Jet Diver.™ The Jet Diver is so successful that it's now the backbone of river backtrolling fisheries. In essence, the Jet Diver allows baits such as shrimp, cluster eggs or bait fish strips to be backtrolled tight to the uneven contours of river bottoms, without hanging up. Additionally, Jet Divers can be used in tandem with lures like the Kwikfish® to achieve greater diving depths than the lures themselves can attain, as well as providing a unique presentation to trolled lures.

The secret to the success of the Jet Diver is the buoyant air chamber at the tail of the diver. When pressure is applied, by holding steady against a moving current, the offset wings of the Jet Diver capture the force of the water driving it to the bottom. As the boat is allowed to

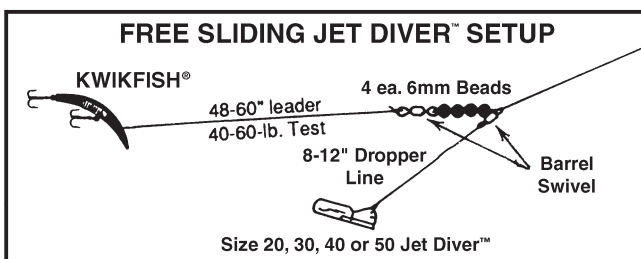
move downstream the pressure against the Jet Diver is relaxed and the buoyant chamber lifts the Jet Diver allowing it to clear any obstacles in its path before moving current again forces it to the bottom.

There are five sizes of Jet Divers the 010, 020, 030, 040 and 050 (Jumbo), each rated by their maximum diving depth. The 010 will achieve a maximum dive depth of 10 feet, the 020 will reach 20 feet and so on. For best results it's recommended that you choose a model with which the maximum depth rating comfortably exceeds your target depth. In other words, if 10- to 12-feet is your target depth, fish a 020 Jet Diver instead of pushing the 010 to the extreme of its ability. In river situations it's better that the Jet Diver "over dive" the target depth a bit rather than coming up short.

### JET DIVER RIGGING

There are two different techniques for rigging a Jet Diver. The first is for the smaller 010 and 020 sized Jet Divers. With these sizes simply tie your mainline to the Duo-Lock snap provided. Slide a small bead and a #3 winged drift bobber onto a 40- to 60-inch pre-snelled leader and tie the free end of the leader to the swivel just below the diver's air chamber. Add cluster eggs, shrimp or bait fish strip to the hook and you're ready to start fishing.

**NOTE:** The winged drift bobber or other small, buoyant attractor provides buoyancy to your hook and bait, preventing this portion of your rigging from sinking and snagging on the bottom. It also adds the vibrating action of a free-spinning, winged bobber to the bait, resulting in a combination of all four fish-enticing qualities: scent, color, action and because of the action, sound.



The second method of rigging a diver is to connect it to your mainline on its own free-sliding dropper. This is primarily used with the larger sizes (the 050 comes pre-rigged for this method), but it can be used with all five. Beginning with your mainline, first slide a #7 or #5 barrel swivel up your line, followed by four - 6mm beads. Then tie another barrel swivel to the end of your mainline and connect your leader rigging to the opposite end. Return to the free-sliding swivel and tie an 8- to 12-inch dropper line to it, then tie your Jet Diver's Duo-Lock snap to the free end. This rigging method is most effective in deeper

water where fish may rest slightly off the bottom. It also allows for a soft bite to be telegraphed to the rod tip without interference from the diver.

The Jet Diver is best used for the backtrolling (Hot Shotting) technique. With your boat headed upstream and positioned above the area you wish to fish, row or run your motor just fast enough to hold even with the current. Strip out or freespool line until the diver is 50- to 70-feet downstream of your boat. When you stop playing out line the river current will force the Jet Diver to dive, taking your bait with it. To keep it down you need to maintain constant water pressure against it. This is done by motoring or rowing against the current just fast enough so your boat can slowly slip downstream.

**BUT REMEMBER** there always should be more speed to the natural river current than your boat is traveling in order to keep the diver working. Backtrolling downstream into a fish-holding section of water produces optimum results because the fish face upstream and can see and anticipate the bait and diver coming.

The ease of rigging and use of the diver and backtrolling technique lends itself well to both those inexperienced in bait fishing as well as the more experienced angler. The diver will take your bait deep and allow a slow, deliberate presentation to big river salmon which otherwise might not be interested because of their non-aggressiveness. It also acts as a fish attractor with the most popular colors being Pink Crystal, Clear and Green. Also available in Metallic Silver, Metallic Blue, Metallic Pink, Metallic Green and Metallic Red.

### WAIT BEFORE STRIKING

When backtrolling bait, it is important that you **NOT** set the hook immediately, but rather wait until the fish has taken your rod tip down multiple times before making your move. The absolute best way to avoid any temptation is to use a rod holder, going after the rod **ONLY** when you can see the tip down for good.

When you first notice a bite, you should immediately stop backtrolling and hold your boat steady in the same place until the fish gobbles the bait. By holding steady, you will keep your bait easily available to the fish and they will keep after it. Remember that salmon, in particular, can be non-aggressive in fresh water and will prefer this easy kind of meal.